

Public Document Pack

Argyll and Bute Council

Comhairle Earra-Ghàidheal Agus Bhòid

Executive Director: Douglas Hendry



Kilmory, Lochgilphead, PA31 8RT
Tel: 01546 602127 Fax: 01546 604435
DX 599700 LOCHGILPHEAD
22 February 2023

NOTICE OF MEETING

A meeting of the **MID ARGYLL, KINTYRE & THE ISLANDS AREA COMMITTEE** will be held **ON A HYBRID BASIS BY MICROSOFT TEAMS AND IN THE COUNCIL CHAMBERS, KILMORY, LOCHGILPHEAD** on **WEDNESDAY, 1 MARCH 2023** at **10:00 AM**, which you are requested to attend.

Douglas Hendry
Executive Director

BUSINESS

1. **APOLOGIES FOR ABSENCE**
2. **DECLARATIONS OF INTEREST**
3. **MINUTE OF THE MID ARGYLL, KINTYRE AND THE ISLANDS AREA COMMITTEE HELD ON 7 DECEMBER 2022** (Pages 3 - 10)
4. **PUBLIC QUESTION TIME**
5. **PUPIL VOICE**
Verbal Presentation by Pupil Representatives of Campbeltown Grammar; Lochgilphead High School; Islay High School and Tarbert Academy
6. **TRANSPORT SCOTLAND - ANNUAL UPDATE**
Verbal Update by North West Area Manager, Transport Scotland
7. **SCOTTISH WATER ANNUAL UPDATE**
Verbal Update by Regional Communities Manager – West, Scottish Water
8. **AREA PERFORMANCE REPORT - FQ3 2022/23** (Pages 11 - 44)
Report by Executive Director with responsibility for Customer Support Services
9. **ROADS AND INFRASTRUCTURE SERVICES UPDATE** (Pages 45 - 48)
Report by Executive Director with responsibility for Roads and Infrastructure Services
10. **CEMETERY PROVISION AND MAINTENANCE - TO FOLLOW**
Report by Executive Director with responsibility for Roads and Infrastructure Services

11. HOUSING SERVICES ACTIVITY UPDATE - STRATEGIC HOUSING INVESTMENT PLAN (SHIP) - ANNUAL UPDATE (Pages 49 - 62)

Report by Executive Director with responsibility for Development and Economic Growth

12. AREA COMMITTEE APPOINTMENT TO ISLAY AND JURA COMMUNITY ENTERPRISES LTD (Pages 63 - 68)

Report by Governance Manager

13. MID ARGYLL, KINTYRE AND THE ISLANDS AREA COMMITTEE WORKPLAN (Pages 69 - 74)

Mid Argyll, Kintyre & the Islands Area Committee

Councillor John Armour

Councillor Garret Corner (Chair)

Councillor Donald Kelly

Councillor Dougie McFadzean

Councillor Alastair Redman

Councillor Jan Brown

Councillor Robin Currie (Vice-Chair)

Councillor Tommy MacPherson

Councillor Dougie Philand

Shona Barton, Governance Manager

Contact: Lynsey Innis, Senior Committee Assistant; Tel: 01546 604338

**MINUTES of MEETING of MID ARGYLL, KINTYRE & THE ISLANDS AREA COMMITTEE held ON A HYBRID BASIS BY MICROSOFT TEAMS AND IN THE COUNCIL CHAMBERS, KILMORY, LOCHGILPHEAD
on WEDNESDAY, 7 DECEMBER 2022**

Present: Councillor Garret Corner (Chair)

Councillor John Armour	Councillor Tommy MacPherson
Councillor Jan Brown	Councillor Dougie McFadzean
Councillor Robin Currie	Councillor Douglas Philand
Councillor Donald Kelly (Teams)	Councillor Alastair Redman (Teams)

Attending: Jim Smith, Head of Roads and Infrastructure Services
Shona Barton, Governance Manager
Stuart Green, Corporate Support Manager
Stuart Watson, Assistant Network and Standards Manager
James Lafferty, Project Officer
Douglas Whyte, Team Leader
Michelle Mundie, Chief Executive, ACHA

1. APOLOGIES

The Chair welcomed everyone to the meeting.

There were no apologies for absence intimated.

2. DECLARATIONS OF INTEREST

Councillor Dougie Philand declared a non-financial interest in agenda item 5 (Lochgilphead CARS – Recommendation of Grant Award) due to members of his family having tendered for works to be carried out in relation to this project.

3. MINUTE OF THE MID ARGYLL, KINTYRE AND THE ISLANDS AREA COMMITTEE HELD ON 7 SEPTEMBER 2022

The Minute of the Mid Argyll, Kintyre and the Islands Area Committee meeting, held on 7 September 2022 was approved as a correct record.

4. PUBLIC QUESTION TIME

There were no public questions submitted.

Having declared a non-financial interest in the following item of business, Councillor Philand left the room and took no part in discussion of this item.

5. LOCHGILPHEAD CARS - RECOMMENDATION OF GRANT AWARD

Consideration was given to a report which provided an update on the progress of the Lochgilphead CARS project and sought the approval of a grant offer to the owners of 3 – 17 Colchester Square, Lochgilphead.

Decision

The Mid Argyll, Kintyre and the Islands Area Committee:-

1. approved the grant offer of up to £241,808.68 to the owners of 3 – 17 Colchester Square, Lochgilphead; and
2. agreed to delegate the issue of the grant contract to the Executive Director with responsibility for Development and Economic Growth in consultation with the Chair of the Area Committee only once all necessary checks have been completed.

(Reference: Report by Executive Director with responsibility for Development and Economic Growth, dated 7 December 2022, submitted)

Councillor Philand re-joined the meeting for the remainder of the business.

6. AREA PERFORMANCE REPORT - FQ2 2022/23

Consideration was given to the Area Performance Report for financial quarter 2 of 2022/23 (July to September 2022) which illustrated the agreed performance measures for this period.

Members expressed their dissatisfaction that no officer was in attendance to speak to this item. Having noted the approach taken in relation to this item was a historical operational agreement that dated back to the previous Council term, Members requested that the Governance Manager feedback their concerns to relevant officers and to the next meeting of the Area Chairs and Vice Chairs.

Decision

The Mid Argyll, Kintyre and the Islands Area Committee:-

1. noted and considered the performance and supporting commentary as presented;
2. agreed that upon receipt of the Quarterly Performance Report, the Area Committee contact either the Responsible Named Officer or Sonya Thomas with any queries;
3. noted that work was ongoing and to respond to Sonya Thomas with requests or comments regarding the layout and format of the Performance Report; and
4. requested that the Governance Manager feedback the concerns of the Committee to relevant officers and to the next meeting of the Area Chairs and Vice Chairs.

(Reference: Report by Executive Director with responsibility for Customer Support Services, dated 7 December 2022, submitted)

7. PERFORMANCE REPORT UPDATE

The Corporate Support Manager provided a short presentation on the Performance Excellence project. He outlined the findings of the Council's Best Value Audit which took place in 2020 and highlighted key points from the Best Value Improvement Action Plan.

Mr Green advised that as a result of recommendations agreed by Council in September 2021, a new suite of Corporate Outcome Indicators will be reported on annually and that other improvements to the system were underway. He outlined the new hierarchy of performance reporting and confirmed that the Pyramid system previously used for performance reporting will be decommissioned by the end of this financial year.

Decision

The Mid Argyll, Kintyre and the Islands Area Committee agreed to note the information provided.

(Reference: Presentation by Business Support Manager, submitted)

8. A&B HSCP ANNUAL PERFORMANCE REPORT 2021

Having noted that there was no officer in attendance to present this item, the Committee gave consideration to a report which presented the Argyll and Bute HSCP Annual Performance Report for 2021.

Members expressed their dissatisfaction that there was no officer in attendance and requested that the Governance Manager feedback a number of questions in relation to the report.

Decision

The Mid Argyll, Kintyre and the Islands Area Committee considered and noted the Annual Performance Report for the Health and Social Care Partnership for the year 2021, which was presented to the Integration Joint Board (IJB) at its meeting on 23 November 2022.

(Reference: Report by Head of Strategic Planning, Performance and Technology, dated 7 December 2022, submitted)

9. ACHA ANNUAL UPDATE

Consideration was given to a presentation by the Chief Executive of ACHA, which provided an update on a number of areas including the investment programme for 2022/23; the Warm Homes Fund; the Business, Energy, Industrial Strategy (BEIS) Whole House Retrofit Programme; the replacement of wet electric heating systems; the Exemplar Estates initiative and a number of new build and refurbishment sites across the locality. Further information was provided in respect of Welfare Rights; the Rent Consultation for 2023/24; ACHA's 10 10 10 initiative and ACHA's Community Action Fund.

Decision

The Mid Argyll, Kintyre and the Islands Area Committee agreed to note the information provided.

(Reference: Presentation by Chief Executive of ACHA, submitted)

10. LOCAL HOUSING STRATEGY (LHS) 2022-27 - ANNUAL UPDATE

Members gave consideration to a report which presented the Argyll and Bute Local Housing Strategy (LHS) Annual Report for 2022. It was noted that a further report with

area specific information would be provided to the Committee at their meeting in March 2023.

Decision

The Mid Argyll, Kintyre and the Islands Area Committee considered and noted the contents of the report.

(Reference: Report by Executive Director with responsibility for Development and Economic Growth, dated 7 December 2022, submitted)

11. ROADS AND INFRASTRUCTURE SERVICES UPDATE

The Committee gave consideration to a report which provided an update on the recent activities of Roads and Infrastructure Services and highlighted works being undertaken which were relevant to the Mid Argyll, Kintyre and the Islands area.

Discussion took place in respect of the Roads Resurfacing Programme and in particular to the lack of white lining on the B842, Campbeltown to Southend Road and on a number of roads on Islay.

Decision

The Mid Argyll, Kintyre and the Islands Area Committee considered and noted the contents of the report and provided feedback on the proposed new format.

(Reference: Report by Executive Director with responsibility for Roads and Infrastructure Services, dated 7 December 2022, submitted)

The Chair moved and the Committee agreed to adjourn for a short comfort break. On resuming at 1:40pm, all Members were in attendance as per the sederunt.

12. CEMETERY ASSET REPORT

Having requested an update on cemetery provision and maintenance at their last meeting, the Committee gave consideration to the Cemetery Asset Report that was presented to the Environment, Development and Infrastructure Committee at their meeting on 1 December 2022.

Discussion was had in relation to the information contained within the report presented, with Members expressing their extreme concern that this was not what had been requested at their last meeting on 7 September 2022.

Decision

The Mid Argyll, Kintyre and the Islands Area Committee:-

1. agreed that no decision would be taken on the report before them for consideration;
2. requested that a further report be brought to the Mid Argyll, Kintyre and the Islands Area Committee meeting in March 2023, providing the detailed information requested by the Area Committee at their meeting on 7 September 2022; and

3. noted that in the interim period, a Business Day session would be held to consider cemetery asset, provision and maintenance.

(Reference: Report by Executive Director with responsibility for Roads and Infrastructure Services, dated 7 December 2022, submitted)

13. PROPOSED ARGYLL AND BUTE COUNCIL (OFF-STREET PARKING PLACES AND CHARGES) (INVERARAY) ORDER 202_

Consideration was given to a report which provided an update on the proposed Traffic Regulation Order “Argyll and Bute Council (Off-Street Parking and Charges) (Inveraray) Order 202_” (hereafter, the “TRO”) and provided detail of the objections to the draft TRO.

Discussion took place in respect of the proposal to introduce all year round charging, with it being noted that the Committee could amend the conditions contained within the Schedule if they so wished.

Decision

The Mid Argyll, Kintyre and the Islands Area Committee agreed that the draft “Argyll and Bute Council (Off-Street Parking and Charges) (Inveraray) Order 202_” TRO can be made, subject to an amendment to the Schedule to remove the change to all year charging, retaining the seasonal arrangement for all chargeable car parks in Inveraray.

(Reference: Report by Executive Director with responsibility for Roads and Infrastructure Services, dated 7 December 2022, submitted)

14. PROPOSED ARGYLL AND BUTE COUNCIL (OFF-STREET PARKING PLACES AND CHARGES) (MID ARGYLL, KINTYRE AND ISLAY) ORDER 202_

Consideration was given to a report which provided an update on the proposed Traffic Regulation Order “Argyll and Bute Council (Off-Street Parking and Charges) (Mid Argyll, Kintyre and Islay) Order 202_” (hereafter, the “TRO”) and provided detail of the objections to the draft TRO.

Discussion took place in respect of the confusion of the terminology used within the draft TRO, particularly in relation to tariffs and charging hours and the possibility that this may cause undue concern for communities who require the use of the car parks outlined within Schedule 1 of the draft TRO for their day-to-day living.

Decision

The Mid Argyll, Kintyre and the Islands Area Committee agreed that the draft “Argyll and Bute Council (Off-Street Parking and Charges) (Mid Argyll, Kintyre and Islay) Order 202_” TRO can be made, subject to the insertion of the words “free of charge” at Schedule 1.

(Reference: Report by Executive Director with responsibility for Roads and Infrastructure Services, dated 7 December 2022, submitted)

15. CHARITABLE TRUSTS, BEQUESTS AND TRUST FUNDS

The Committee gave consideration to a report which provided details of a number of Trusts and Bequests that remain active in the Mid Argyll, Kintyre and the Islands area and sought agreement on the proposed distribution methods.

It was noted that there was an error in the name of the “Hutcheson Memorial Trust” which should be the “Hutcheon Memorial Trust”.

Decision

The Mid Argyll, Kintyre and the Islands Area Committee:-

1. noted the financial position of the Charitable Trusts, Bequests and Trust Funds as of August 2021;
2. agreed that the Hutcheon Memorial Trust and May Paterson Trust prizes be limited to £30;
3. agreed that all other charities and trust funds, that have historically been awarded to Council Departments and Allied partners, are awarded on the basis outlined in paragraph 5.5 and defined within appendix 1; and
4. noted that officers are in ongoing dialogue with representatives from the Lord Advocates office to establish appropriate methods of distributing those funds that have no established distribution arrangements.

(Reference: Report by Executive Responsibility for Legal and Regulatory Support, dated 7 December 2022, submitted)

16. APPOINTMENT TO OUTSIDE ORGANISATIONS

The Committee gave consideration to a report which outlined a number of vacancies on outside organisations specifically, Campbeltown Ferry Committee and Islay and Jura Community Enterprise Ltd.

Decision

The Mid Argyll, Kintyre and the Islands Area Committee agreed that Councillor Dougie McFadzean would be appointed to the Campbeltown Ferry Committee and Councillor Alastair Redman would be appointed to Islay and Jura Community Enterprise Ltd.

(Reference: Report by Executive Director with responsibility for Legal and Regulatory Support, dated 7 December 2022, submitted)

17. MID ARGYLL, KINTYRE AND THE ISLANDS AREA COMMITTEE WORKPLAN

The Committee gave consideration to the Area Committee workplan for future meetings.

Decision

The Mid Argyll, Kintyre and the Islands Area Committee considered and noted the contents of the workplan.

(Reference: Area Committee Workplan, dated 7 December 2022, submitted)

18. NOTICE OF MOTION UNDER STANDING ORDER 13

The Committee gave consideration to the following Notice of Motion under Standing Order 13 that have been submitted by Councillor Donald Kelly and seconded by Councillor John Armour:-

Despite the best efforts of the Council both Dalintober and Castlehill Primary Schools in Campbeltown which are in a poor condition continue to be in my and many others opinion no longer fit for purpose.

They are both outdated 19th Century buildings which have been and continue to be patched up on a yearly basis which is a constant drain on limited council resources. This is not best value for the Council or the Council Taxpayer.

These buildings continue to have numerous problems with leaking roofs (which was the subject of unexpected ceiling collapses in Dalintober fortunately at a weekend when the school was closed) dampness throughout the school (which is apparent for all to see) roofing insulation appearing on children's desks, windows sealed shut in classrooms, broken windows now being replaced by plywood (instead of glass) etc. the list goes on.

Approx. 20 years ago like many other communities in Argyll and Bute Campbeltown was offered a joint Campus facility due to the nature of the offer this was dismissed out of hand by the community after a full public consultation.

The wider community now feel that the time has come for the council to be forward thinking and make the initial preparations for a new Campbeltown Primary School ensuring that we have a shovel ready project as and when funding becomes available.

This view is shared by many parents, staff and children and even some of the businesses who have worked on the schools over the past number of years - hence this motion.

Motion

That the MAKI Area Committee request

1. That the Community Services Committee who exercise the functions of the Council as the Education Authority request that the Executive Director with responsibility for Education prepares an initial report outlining the way forward and potential for a proposal in terms of the school (consultation Act 2010) which would allow for an initial business case to be formulated with a view to replacing the existing outdated Campbeltown primary schools of Dalintober and Castlehill.
2. That the completed report is presented to a meeting of the Community Services Committee for deliberation in early 2023.

Decision

The Mid Argyll, Kintyre and the Islands Area Committee agreed the terms of the Motion.

(Reference: Notice of Motion under Standing Order 13 by Councillor Donald Kelly, seconded by Councillor John Armour, submitted)

This page is intentionally left blank

ARGYLL AND BUTE COUNCIL**MID-ARGYLL, KINTYRE AND
THE ISLANDS AREA
COMMITTEE****CUSTOMER SUPPORT SERVICES****1 MARCH 2023**

AREA PERFORMANCE REPORT – FQ3 2022/23

1 Background

1.1 This paper presents the Area Performance Report for Financial Quarter 3 2022/23 (October to December 2022) and illustrates the agreed performance measures.

1.2 The features of the Performance Report are as follows:-

- Indicators are grouped by Corporate Outcome.
- The data table for each indicator is coded to identify the level of reporting.
 - Area level measures are blue
 - Council level measures are grey
 - COI measures are white
- Each indicator details the
 - Target, Actual and Performance status (Green / Red / No Target) for the current and three previous financial quarters.
 - Commentary for the current financial quarter only.
 - Narrative explaining the performance trend e.g. This indicator is above Target and performance has improved since the last reporting period.
 - Where appropriate a Performance Trend Line has been added.
 - The name of the responsible officer.
 - Where possible performance is presented at both Area and Council level.

It should be noted that Pyramid remains live and all measures can be navigated as usual through the front screen. If support to navigate Pyramid is required please email pyramid@argyll-bute.gov.uk

1.3 The commentary for each indicator helps 'Tell Our Story' and enables Elected Members to put the performance data into perspective and understand if an issue is local in nature or should be escalated up to a Strategic Committee.

1.4 To improve the response to performance queries, it is requested that either the Responsible Named Officer or Sonya Thomas are contacted once the Quarterly Performance Report is received with any queries. This should enable some queries being resolved or clarified prior to the Area Committee meeting, and therefore being carried forward as Actions at a subsequent meeting.

2 Recommendations

- 2.1 It is recommended that the Area Committee –
- a) Notes and considers the performance and supporting commentary as presented.
 - b) Upon receipt of the Quarterly Performance Report the Area Committee contact either the Responsible Named Officer or Sonya Thomas with any queries.
 - c) Note that work is ongoing and to respond to Sonya Thomas with requests or comments regarding the layout and format of the Performance Report.

3.0 IMPLICATIONS

3.1 Policy: None

3.2 Financial: None

3.3 Legal: None

3.4 HR: None

3.5 Fairer Scotland Duty: No impact assessment required for this report.

3.5.1 Equalities: None. If requested the Area Committee Performance Report can be supplied in a different format.

3.5.2 Socio-economic Duty: None

3.5.3 Islands: None

3.6 Climate Change: None

3.7 Risk: None

3.8 Customer Service: None

Kirsty Flanagan, Executive Director with responsibility for Customer Support Services

**Jane Fowler
Head of Customer Support Services
8 February 2023**

For further information, please contact:
Sonya Thomas
Organisation Development Officer - Performance and Improvement
Customer Support Services
01546 604454

Appendix 1: FQ3 2022/23 MAKI Performance Report

Performance Reporting

- Performance Reporting 1
- All Areas 4
 - Corporate Outcome No.1 – People live active, healthier and independent lives 5
 - COI – Maximise distribution of Scottish Welfare Fund 5
 - Corporate Outcome No.1 – People live active, healthier and independent lives 6
 - COI – Percentage of clients satisfied that they are better able to deal with their financial problems following our support and intervention 6
 - Corporate Outcome No.2 – People live in safer and stronger communities 7
 - Number of parking penalty notices issued – Mid Argyll, Kintyre and Islay 7
 - Number of parking penalty notices issued – Argyll and Bute 7
 - Corporate Outcome No.2 – People live in safer and stronger communities 8
 - Car parking income to date – Mid Argyll, Kintyre and Islay 8
 - Car parking income to date – Argyll and Bute 9
 - Corporate Outcome No.2 – People live in safer and stronger communities 10
 - Dog fouling – total number of complaints – Mid Argyll, Kintyre and Islay 10
 - Dog fouling – total number of complaints – Argyll and Bute 10
 - Corporate Outcome No.3 – Children and young people have the best possible start 11
 - COI – Increase the percentage of our care experienced young people that have the recommended additional tracking and monitoring plans in place 11
 - Corporate Outcome No.3 – Children and young people have the best possible start 12
 - COI – Provide quality meals with cost margins to all pupils 12
 - Corporate Outcome No.4 – Education, skills and training maximises opportunities for all 13
 - Maximise the percentage of 16-19 years olds participating in education, training or employment – Mid Argyll, Kintyre and Islay 13
 - Maintain the percentage of 16-19 years olds in Argyll and Bute participating in education, training or employment services – Argyll and Bute 13
 - Corporate Outcome No.5 – Our economy is diverse and thriving 14

Number of affordable social sector new builds completed per annum – Mid Argyll, Kintyre and Islay 14

Number of affordable social sector new builds completed per annum – Argyll and Bute 14

Corporate Outcome No.5 – Our economy is diverse and thriving 15

Percentage of pre-planning application enquiries processed within 20 working days – Mid Argyll, Kintyre and Islay 15

Percentage of pre-planning application enquiries processed within 20 working days – Argyll and Bute 15

Corporate Outcome No.5 – Our economy is diverse and thriving 16

Householder planning applications – average number of weeks to determine – Mid Argyll, Kintyre and Islay 16

Householder planning applications – average number of weeks to determine – Argyll and Bute 16

Corporate Outcome No.5 – Our economy is diverse and thriving 18

COI – The number of new homeless applicants who required temporary accommodation this period 18

Corporate Outcome No.5 – Our economy is diverse and thriving 19

COI – Maintain the percentage of local suppliers that benefit from the awards of contracts via the procurement portal 19

Corporate Outcome No.5 – Our economy is diverse and thriving 20

COI – Increase the number of community benefits that are delivered through contracts we award locally 20

Corporate Outcome No.6 – We have infrastructure that supports sustainable growth 21

Street lighting – percentage of faults repaired within 10 days – Mid Argyll, Kintyre and Islay 21

The percentage of street lighting faults are completed within 10 working days – Argyll and Bute 22

Corporate Outcome No.6 – We have infrastructure that supports sustainable growth 23

Total number of complaints regarding waste collection – Mid Argyll, Kintyre and Islay 23

Total number of complaints regarding waste collection – Argyll and Bute 23

Corporate Outcome No.6 – We have infrastructure that supports sustainable growth 24

COI – Percentage of waste recycled, composted and recovered 24

Shanks – Percentage of waste recycled, composted and recovered 24

Islands – Percentage of waste recycled, composted and recovered 25

H&L – Percentage of waste recycled, composted and recovered 25

Corporate Outcome No.6 – We have infrastructure that supports sustainable growth27

 COI – The number of tonnes of waste sent to landfill.....27

Corporate Outcome No.6 – We have infrastructure that supports sustainable growth28

 LEAMS (Local Environment Audit and Management System) – Mid Argyll.....28

 LEAMS (Local Environment Audit and Management System) – Kintyre.....28

 LEAMS (Local Environment Audit and Management System) – Islay29

 LEAMS (Local Environment Audit and Management System) – Argyll and Bute29

Making It Happen.....30

 Teacher sickness absence – Mid Argyll, Kintyre and Islay30

 Teacher sickness absence – Argyll and Bute.....30

Making It Happen.....31

 LGE staff (non-teacher) sickness absence – Mid Argyll, Kintyre and Islay31

 LGE staff (non-teacher) sickness absence – Argyll and Bute.....31

Making It Happen.....32

 COI – Increase the percentage of all self-service automated contacts.....32

All Areas

FQ3 2022/23 Overall Performance Summary

The information presented is a summary of the measures that are available on Pyramid.

Unless stated otherwise, performance is presented at both Area and Council-wide levels.

The measures show the performance against target for the current and previous three reporting periods with an explanation of performance trend.

The data table for each indicator is colour coded to identify the level of reporting:

- Area level measures are blue.
- Council level measures are grey.
- Corporate Outcome Indicators (COIs) are white.

Where the measure is appropriate a Performance Trend Line has been added to illustrate performance over the reporting period.

Corporate Outcome No.1 – People live active, healthier and independent lives

COI – Maximise distribution of Scottish Welfare Fund

This indicator is a Corporate Outcome Indicator that is reported quarterly. The performance presented is Council-wide only.

Reporting Period	Target	Actual	Status
FQ4 2021/22	95.3%	120.7%	Green
FQ1 2022/23	95.3%	87.5%	Red
FQ2 2022/23	95.3%	115.1%	Green
FQ3 2022/23	95.3%	129.2%	Green

The Performance has exceeded target and actual has increased since the last reporting period.

FQ3 Comment

The Council is maximising the distribution of this fund to support vulnerable people on low incomes tackle the cost of living challenges. As at 31 December spend on the fund is £444,000 and is projected to increase to £624,000 by the end of March 2023. This is well above the annual budget of £458,338. The Scottish Government has distributed more grant funding to Councils nationally to support them with the overspend and there is specific grant funding in earmarked reserves to cover the overspend this year. Therefore there is no issue with the position in terms of overall available finance the importance is ensuring as many households are support as possible during challenging times.

Responsible person: Fergus Walker

Corporate Outcome No.1 – People live active, healthier and independent lives

COI – Percentage of clients satisfied that they are better able to deal with their financial problems following our support and intervention

This indicator is a Corporate Outcome Indicator that is reported quarterly. The performance presented is Council-wide only.

Reporting Period	Target	Actual	Status
FQ4 2021/22	100%	100%	Green
FQ1 2022/23	100%	100%	Green
FQ2 2022/23	100%	100%	Green
FQ3 2022/23	100%	100%	Green

This indicator for FQ3 has met the target with no change in performance since the last reporting period.

FQ3 Comment

All of the clients provided with a Personal Debt Recovery Action Plan were satisfied. Out of 11 surveys issued 11 were returned showing 100% of clients satisfied. 4 of the 11 survey returns had comments showing their appreciation of the service and how it had helped them.

Responsible person: Lee Roberts

Corporate Outcome No.2 – People live in safer and stronger communities

Number of parking penalty notices issued – Mid Argyll, Kintyre and Islay

Reporting Period	Target	Actual	Status	Performance trend over the period
FQ4 2021/22	No target	3	No target	
FQ1 2022/23	No target	44	No target	
FQ2 2022/23	No target	64	No target	
FQ3 2022/23	No target	8	No target	

The indicator for FQ3 shows the number of parking penalty notices has decreased significantly since the last reporting period.

FQ3 Comment

Inveraray car parks free until April.

Responsible person: Hugh O’Neill

Number of parking penalty notices issued – Argyll and Bute

Reporting Period	Target	Actual	Status	Performance trend over the period
FQ4 2021/22	No target	1,188	No target	
FQ1 2022/23	No target	2,043	No target	
FQ2 2022/23	No target	2,124	No target	
FQ3 2022/23	No target	1,343	No target	

This indicator for FQ3 shows the number of parking penalty notices has decreased since the last reporting period.

FQ3 Comment

Free parking before Christmas extended to 16 days, Pier Car Park in Helensburgh unenforceable at present and various lining issues throughout Argyll and Bute.

Responsible person: Hugh O’Neill

Corporate Outcome No.2 – People live in safer and stronger communities

Car parking income to date – Mid Argyll, Kintyre and Islay

Performance is presented cumulatively for both Area and Council-wide levels. For individual car parks, the income is presented on a quarterly basis.

Reporting Period 2022/23	Target (Cumulative)	Actual (Cumulative)	Status
FQ4 2021/22	£61,820	£69,891	Green
FQ1 2022/23	£16,057	£15,541	Red
FQ2 2022/23	£40,065	£39,813	Red
FQ3 2022/23	£52,075	£61,366	Green

This indicator for FQ3 shows the cumulative amount of income collected has exceeded the cumulative target. There is no Performance Trend Line as this data is cumulative.

FQ3 Comment

To the end of FQ3, the area income is showing an additional £9,291. Officers are unable to provide a definitive reason for the income over the anticipated budget.
Responsible person: Hugh O’Neill

Actual quarterly income collected in Mid Argyll, Kintyre and Islay during FQ2 and FQ3.

Car Park Location	FQ2 Actual	FQ3 Actual
Fisher Row, Inveraray	£3,981	£3,597
The Avenue, Inveraray	£6,068	£9,355
Front Street and Toilets, Inveraray	£14,223	£8,601
Lorne Street, Lochgilphead	£0	£0
MAKI	£0	£0

Car parking income to date – Argyll and Bute

Performance is presented cumulatively for both Area and Council-wide levels.

Reporting Period	Target (Cumulative)	Actual (Cumulative)	Status
FQ4 2021/22	£807,078	£801,606	Red
FQ1 2022/23	£250,661	£165,678	Red
FQ2 2022/23	£625,430	£491,453	Red
FQ3 2022/23	£812,919	£709,585	Red

This indicator for FQ3 shows the cumulative amount of income collected is significantly lower than the cumulative target. There is no Performance Trend Line as this data is cumulative.

FQ3 Comment

Improved income in both MAKI and H&L areas but overall there is an under-recovery in income of £103,334. It is difficult to ascertain the exact reasons for under-recovery in parking income however it can be affected by such things as events, weather, commuting and a delay in processing of cash or credit/debit card payments can also be a factor. The impact of the waiving of charges for events in car parks, waiving charges in off-street car parks during winter festivals will likely have affected outturn.

Responsible person: Hugh O'Neill

Corporate Outcome No.2 – People live in safer and stronger communities

Dog fouling – total number of complaints – Mid Argyll, Kintyre and Islay

Reporting Period	Target	Actual	Status	Performance trend over the period
FQ4 2021/22	No target	21	No target	
FQ1 2022/23	No target	26	No target	
FQ2 2022/23	No target	19	No target	
FQ3 2022/23	No target	15	No target	

This indicator for FQ3 shows the number of dog fouling complaints has decreased since the last reporting period.

FQ3 Comment

The number of dog fouling complaints has remained the same this quarter for the Mid Argyll area, with a total of 7. The Kintyre area saw a drop in complaints this quarter down to 8. The Isle of Islay received no dog fouling complaints this quarter. The Warden Service will ensure they continue with their patrols as often as can be assigned.

Responsible person: Tom Murphy

Dog fouling – total number of complaints – Argyll and Bute

Reporting Period	Target	Actual	Status	Performance trend over the period
FQ4 2021/22	No target	81	No target	
FQ1 2022/23	No target	61	No target	
FQ2 2022/23	No target	45	No target	
FQ3 2022/23	No target	47	No target	

This indicator for FQ3 shows the number of dog fouling complaints has increased slightly since the last reporting period.

FQ3 Comment

There were a total of 47 dog fouling complaints received this quarter, although this is down slightly on last quarter, the Warden service will continue monitoring, patrolling and educating on the issues of dog fouling in an attempt to reduce the number of complaints further, however it is difficult to catch a person committing an offence as the majority of the complainants wish to remain anonymous.

Responsible person: Tom Murphy

Corporate Outcome No.3 – Children and young people have the best possible start

COI – Increase the percentage of our care experienced young people that have the recommended additional tracking and monitoring plans in place

This indicator is a Corporate Outcome Indicator that is reported quarterly. The performance presented is Council-wide only.

Reporting Period	Target	Actual	Status
FQ4 2021/22	100%	100%	Green
FQ1 2022/23	100%	100%	Green
FQ2 2022/23	100%	100%	Green
FQ3 2022/23	100%	100%	Green

This indicator for FQ3 is on track with no change in performance since the last reporting period.

FQ3 Comment

There is individual tracking and monitoring in place on SEEMIS in schools for care experienced children and young people. In addition to this, the Principal Teacher for care experienced children and young people monitors the information in SEEMIS and has subsequent conversations with staff in schools to ensure care experienced children and young people are receiving all the support they need to achieve and that the staff in school have the right strategies in place to help the child remain engaged with their education attainment and achievement. Often the care experienced health and wellbeing officers are used to provide extra support for the child and the family.

Responsible person: Louise Lawson

Corporate Outcome No.3 – Children and young people have the best possible start

COI – Provide quality meals with cost margins to all pupils

This indicator is a Corporate Outcome Indicator that is reported quarterly. The performance presented is Council-wide only.

Reporting Period	Target	Actual	Status	Performance trend over the period
FQ4 2021/22	5.00%	-4.00%	Green	
FQ1 2022/23	5.00%	3.77%	Green	
FQ2 2022/23	5.00%	0.98%	Green	
FQ3 2022/23	5.00%	6.09%	Red	

This indicator for FQ3 is above target and performance has decreased since the last reporting period.

FQ3 Comment

Total Percentage variance for Argyll and Bute 6.09%. This is slightly over the target variance of 5%. We will continue to monitor any locations continuing to have food cost percentages over this target.

Responsible person: Jayne Jones

Corporate Outcome No.4 – Education, skills and training maximises opportunities for all

Maximise the percentage of 16-19 years olds participating in education, training or employment – Mid Argyll, Kintyre and Islay

Reporting Period	Target	Actual	Status	Performance trend over the period
FQ4 2021/22	94.00%	95.38%	Green	
FQ1 2022/23	94.00%	95.45%	Green	
FQ2 2022/23	94.00%	96.72%	Green	
FQ3 2022/23	94.00%	94.30%	Green	

This indicator for FQ3 is above target however performance has decreased since the last reporting period.

FQ2 Comment

As of 09/12/2022, the participation figure for MAKI was 94.30%. This is 0.4% above the Argyll and Bute participation figure of 93.90% for 2021/22.

Responsible person: Simon Easton

Maintain the percentage of 16-19 years olds in Argyll and Bute participating in education, training or employment services – Argyll and Bute

Reporting Period	Target	Actual	Status	Performance trend over the period
FQ4 2021/22	94.00%	93.80%	Red	
FQ1 2022/23	94.00%	94.00%	Green	
FQ2 2022/23	94.00%	93.90%	Red	
FQ3 2022/23	94.00%	93.90%	Red	

This indicator for FQ3 is slightly below target.

FQ3 Comment

The Annual Participation Measure for 2021/22 was released on 31st August 2022. In Argyll and Bute 93.90% of young people aged 16-19 were participating (in work, training or education). This figure is 0.4% above the national average, (which is 93.5%). In total 3.8% of 16-19 year olds were not participating, which is 0.2% below the national average, and 2.3% were unconfirmed, which is 1.3% below the national average.

As of 9 December 2022, the most up to date participation figure for Argyll and Bute stood at 93.92%.

Responsible person: Simon Easton

Corporate Outcome No.5 – Our economy is diverse and thriving

Number of affordable social sector new builds completed per annum – Mid Argyll, Kintyre and Islay

Reporting Period	Target	Actual	Status	Performance trend over the period
FQ4 2021/22	8	8	Green	
FQ1 2022/23	18	18	Green	
FQ2 2022/23	10	10	Green	
FQ3 2022/23	1	1	Green	

This indicator for FQ3 has met the target for the reporting period.

Number of affordable social sector new builds completed per annum – Argyll and Bute

Reporting Period	Target	Actual	Status	Performance trend over the period
FQ4 2021/22	45	45	Green	
FQ1 2022/23	36	36	Green	
FQ2 2022/23	48	48	Green	
FQ3 2022/23	37	37	Green	

This indicator for FQ3 has met the target for the reporting period.

FQ3 Comment

37 units were completed in FQ3.
Responsible person: Alan Brandie

Bute and Cowal – no units were completed.

Helensburgh and Lomond – no units were completed.

Mid Argyll, Kintyre and Islay – Argyll Community Housing Association Development at Millknowe: 1 wheelchair accessible (1 x 2 Bed Ground Floor Wheelchair Flat)

Oban, Lorn and The Isles – Link Group Development at Dunbeg: 34 General Needs (2 x 1 Bed 2 Person Flat, 2 x 2 Bed 4 Person Flat, 20 x 2 Bed 4 Person House, 7 x 3 Bed 6 Person House, 3 x 4 Bed 7 person House), 1 Amenity (1 x 1 bed 2 Person Amenity Flat), 1 wheelchair accessible (1 x 1 Bed 2 Person Wheelchair Flat)

Corporate Outcome No.5 – Our economy is diverse and thriving

Percentage of pre-planning application enquiries processed within 20 working days – Mid Argyll, Kintyre and Islay

Reporting Period	Target	Actual	Status	Performance trend over the period
FQ4 2021/22	75.0%	32.4%	Red	
FQ1 2021/22	75.0%	31.6%	Red	
FQ2 2021/22	75.0%	35.0%	Red	
FQ3 2022/23	75.0%	36.0%	Red	

This indicator for FQ3 is below target however performance has improved slightly since the last reporting period.

FQ3 Comment

The team processed 36% of pre-applications enquiries within 20 working days against a target of 75%. It is important for readers to note the direct correlation between a team which is significantly under-resourced and the resulting performance. The Development Manager continues to perform the role of Area Team Leader in addition to their own duties, as has been the case for well over a year now; the new Area Team Leader is due to start in February. Statutory functions remain the priority. MAKI also has further reduced resource due to 1 FTE currently being on maternity leave. Responsible person: Peter Bain

Percentage of pre-planning application enquiries processed within 20 working days – Argyll and Bute

Reporting Period	Target	Actual	Status	Performance trend over the period
FQ4 2021/22	75.0%	56.3%	Red	
FQ1 2022/23	75.0%	60.5%	Red	
FQ2 2022/23	75.0%	64.7%	Red	
FQ3 2022/23	75.0%	52.5%	Red	

This indicator for FQ3 is below target however performance has decreased since the last reporting period.

FQ3 Comment

With 52.5% of pre-applications being processed within the target of 20 working days, it is accepted that the performance of handling of pre apps is currently below expected standards it should however be recognised that the service is currently operating with reduced resource and high volume of statutory case work. Pre applications are non-statutory case work items and therefore afforded a lower priority in relation to statutory casework and is reflected in reduced standard of performance at this time. Responsible person: Peter Bain

Corporate Outcome No.5 – Our economy is diverse and thriving

Householder planning applications – average number of weeks to determine – Mid Argyll, Kintyre and Islay

Reporting Period	Target	Actual	Status	Performance trend over the period
FQ4 2021/22	8.0 weeks	14.4 weeks	Red	
FQ1 2022/23	8.0 weeks	15.3 weeks	Red	
FQ2 2022/23	8.0 weeks	18.8 weeks	Red	
FQ3 2022/23	8.0 weeks	15.3 weeks	Red	

This indicator for FQ3 has not met the target however performance has improved since the last reporting period.

FQ3 Comment

This measure only relates to planning applications received for alterations to existing premises.

The Mid Argyll, Kintyre and Islay team took an average of 15.3 weeks to determine householder applications in FQ3. It is important for readers to note the direct correlation between a team which is significantly under-resourced and the resulting performance. The Development Manager continues to perform the role of Area Team Leader in addition to their own duties, as has been the case for well over a year now. Whilst Officers may be processing householder applications timeously, they are being held up awaiting managerial scrutiny and sign off which is a result of reduced resource. MAKI also has further reduced resource due to 1 FTE currently being on maternity leave, but the new Area Team Leader is due to start in February.

Responsible person: Peter Bain

Householder planning applications – average number of weeks to determine – Argyll and Bute

Reporting Period	Target	Actual	Status	Performance trend over the period
FQ4 2021/22	8.0 weeks	13.8 weeks	Red	
FQ1 2022/23	8.0 weeks	12.4 weeks	Red	
FQ2 2022/23	8.0 weeks	13.1 weeks	Red	
FQ3 2022/23	8.0 weeks	12.0 weeks	Red	

This indicator for FQ3 has not met the target however performance has improved since the last reporting period.

FQ3 Comment

This measure only relates to planning applications received for alterations to existing premises.

Although a reduction of 1 week in average turnaround time was achieved on the last FQ, the headline performance figure of 12 weeks remains 50% above target. Much of this is attributable to the MAKI team where the Development Manager continues to perform the role of Area Team Leader in addition to his own duties, as has been the case for well over a year now. Whilst Officers may be processing householder applications timeously they are being held up awaiting managerial scrutiny and sign off.

Responsible person: Peter Bain

Benchmarking

The year-end statistics from The Scottish Government were published on 31st August. FY21/22 benchmarking figures have now been updated and FY22/23 have been forward projected in the usual way. Readers should note that our own Pyramid data in Development Management measures is "unadjusted", whereas that of the benchmarks (represented by the blue and green columns on the graph) is adjusted for "clock-stopping". Clock-stopping is where The Scottish Government allow for the removal of specific time periods for identified applications where delays were out with the control of the Local Planning Authority.

Corporate Outcome No.5 – Our economy is diverse and thriving

COI – The number of new homeless applicants who required temporary accommodation this period

This indicator is a Corporate Outcome Indicator that is reported quarterly. The performance presented is Council-wide only.

Reporting Period	Target	Actual	Status	Performance trend over the period
FQ4 2021/22	No target	37	No target	
FQ1 2022/23	No target	32	No target	
FQ2 2022/23	No target	28	No target	
FQ3 2022/23	No target	41	No target	

This indicator for FQ3 shows the number of applicants has increased since the last reporting period.

FQ3 Comment

During FQ3, the housing service provided temporary accommodation for 41 new homeless households.

Responsible Person: Morven Macintyre

Bute and Cowal – 15

Helensburgh and Lomond – 7

Oban, Lorn and the Isles – 15

Mid Argyll, Kintyre and Islay – 4

Corporate Outcome No.5 – Our economy is diverse and thriving

COI – Maintain the percentage of local suppliers that benefit from the awards of contracts via the procurement portal

This indicator is a Corporate Outcome Indicator that is reported quarterly. The performance presented is Council-wide only.

Reporting Period	Target	Actual	Status	Performance trend over the period
FQ4 2021/22	20.0%	13.5%	Red	
FQ1 2022/23	20.0%	13.2%	Red	
FQ2 2022/23	20.0%	22.2%	Green	
FQ3 2022/23	20.0%	19.4%	Red	

This indicator for FQ3 is below target and performance has decreased since the last reporting period.

FQ3 Comment

19.4% - of the 11 bids made by local contractors, 7 were awarded the contract with a total value of over £139k. A summary of all contracts awarded in FQ3 is available on Pyramid. The Procurement, Commercial and Contract Management Team continue to support local suppliers by providing useful information on the Council’s website i.e. pre-recorded webinars on how to bid for Council contracts, hints and tips for tendering as well as our contract plan, details of upcoming supplier development events and our category officer’s contact details all of which enable local suppliers to be able to bid for our contracts.

Responsible person: Anne MacColl-Smith

Corporate Outcome No.5 – Our economy is diverse and thriving

COI – Increase the number of community benefits that are delivered through contracts we award locally

This indicator is a Corporate Outcome Indicator that is reported quarterly. The performance presented is Council-wide only.

Reporting Period	Target	Actual	Status
FQ4 2021/22	No target	40	No target
FQ1 2022/23	No target	-	No target
FQ2 2022/23	No target	30	No target
FQ3 2022/23	No target	-	No target

This indicator for FQ2 shows the number of community benefits since the last reporting period.

FQ2 Comment

This indicator is reported in FQ2 and FQ4.

The team has been working closely with their suppliers to deliver additional social, economic and environmental value and achieved 30 community benefits through Contract Management, Contract Awards and the Request List from 1st April 2022 to 30th September 2022. A summary of all contracts awarded in FQ2 is available on Pyramid.

Responsible person: Anne MacColl-Smith

Corporate Outcome No.6 – We have infrastructure that supports sustainable growth

Street lighting – percentage of faults repaired within 10 days – Mid Argyll, Kintyre and Islay

Reporting Period	Target	Actual	Status	Performance trend over the period
FQ4 2021/22	75%	48%	Red	
FQ1 2022/23	75%	33%	Red	
FQ2 2022/23	75%	47%	Red	
FQ3 2022/23	75%	44%	Red	

This indicator for FQ3 is below target and performance has decreased slightly since the last reporting period.

FQ3 Comment

We provide a network of almost 15,000 streetlights across the Council area which is maintained by a team of 3 full time electricians and 1 apprentice electrician. In this last quarter we had 383 reported faults which means the performance in terms of the percentage of the network operational is in the region of 97.5%.

In this quarter we have completed 79% more jobs than in the last quarter (383 vs 214). While the percentage of jobs completed on time has dropped, the overall number of jobs completed has increased significantly.

As well as attending to the day-to-day fault reports our street lighting team are progressing with the final stages of the LED scheme which will see all of our network upgraded to a more energy efficient, more cost effective – this has already significantly reduced our carbon footprint. We will also be progressing a street lighting capital programme of column replacements thanks to last year's budget allocation.

Overall the street lighting team performs well in both maintaining and improving the network. This particular performance indicator is not necessarily reflective of the good work of the team and consideration is being given to other measures which could provide Members with a more comprehensive indication of lighting performance.

Responsible person: Tom Murphy

The percentage of street lighting faults are completed within 10 working days – Argyll and Bute

Reporting Period	Target	Actual	Status	Performance trend over the period
FQ4 2021/22	75%	28%	Red	
FQ1 2022/23	75%	29%	Red	
FQ2 2022/23	75%	48%	Red	
FQ3 2022/23	75%	30%	Red	

This indicator for FQ3 is below target and performance has decreased significantly since the last reporting period.

FQ3 Comment

We provide a network of almost 15,000 streetlights across the Council area which is maintained by a team of 3 full time electricians and 1 apprentice electrician. In this last quarter we had 383 reported faults which means the performance in terms of the percentage of the network operational is in the region of 97.5%.

In this quarter we have completed 79% more jobs than in the last quarter (383 vs 214). While the percentage of jobs completed on time has dropped, the overall number of jobs completed has increased significantly.

As well as attending to the day-to-day fault reports our street lighting team are progressing with the final stages of the LED scheme which will see all of our network upgraded to a more energy efficient, more cost effective – this has already significantly reduced our carbon footprint. We will also be progressing a street lighting capital programme of column replacements thanks to last year's budget allocation.

Overall the street lighting team performs well in both maintaining and improving the network. This particular performance indicator is not necessarily reflective of the good work of the team and consideration is being given to other measures which could provide Members with a more comprehensive indication of lighting performance.

Responsible person: Tom Murphy

Corporate Outcome No.6 – We have infrastructure that supports sustainable growth

Total number of complaints regarding waste collection – Mid Argyll, Kintyre and Islay

Reporting Period	Target	Actual	Status	Performance trend over the period
FQ4 2021/22	No target	1	No target	
FQ1 2022/23	No target	3	No target	
FQ2 2022/23	No target	8	No target	
FQ3 2022/23	No target	2	No target	

This indicator for FQ3 shows the number of waste collection complaints has decreased since the last reporting period.

FQ3 Comment

There were only 2 waste collection complaints received this quarter for the Kintyre area. Given the number of domestic and commercial properties serviced this is a very good level of service. Again this quarter for Mid Argyll and the Isle of Islay there were no waste collection complaints received. This is an excellent level of service provided by the waste collection service given the number of properties serviced.

Responsible person: Tom Murphy

Total number of complaints regarding waste collection – Argyll and Bute

Reporting Period	Target	Actual	Status	Performance trend over the period
FQ4 2021/22	No target	40	No target	
FQ1 2022/23	No target	58	No target	
FQ2 2022/23	No target	65	No target	
FQ3 2022/23	No target	35	No target	

This indicator for FQ3 shows the number of waste collection complaints has decreased significantly since the last reporting period.

FQ3 Comment

The number of waste collection complaints has dropped from 65 last quarter to 35 this quarter. The Helensburgh/Lomond area received the majority of complaints with 23, however given the operational and staffing difficulties and the number of domestic and commercial properties serviced this is still a good level of service.

Responsible person: Tom Murphy

Corporate Outcome No.6 – We have infrastructure that supports sustainable growth

COI – Percentage of waste recycled, composted and recovered

Performance is presented by Council-wide service provision.

Reporting Period	Target	Actual	Status	Performance trend over the period
FQ4 2021/22	45.0%	48.3%	Green	
FQ1 2022/23	45.0%	52.1%	Green	
FQ2 2022/23	45.0%	50.5%	Green	
FQ3 2022/23	45.0%	56.7%	Green	

This indicator for FQ3 is above target and performance has increased since the last reporting period.

FQ3 Comment

56.7% recycling/composting and recovery (39.7% recycling composting and 17.0% recovery). Recovery is higher than normal this quarter due to a trial by Renewi (formerly Shanks), who have taken some residual general waste for disposal from their Moleigh (by Oban) and Dalinlongart (by Dunoon) facilities to an energy from waste (EFW) plant near Edinburgh. This has reduced landfill overall and has more than offset the reduction in recovery from the Helensburgh and Lomond area following on from The Scottish Government Landfill Tax Abatement Order (which commenced from 1st July 2022), whereby Barr Environmental no longer carry out any recovery from mixed residual general waste.

Responsible person: John Blake

Shanks – Percentage of waste recycled, composted and recovered

Performance is presented by Council-wide service provision.

Reporting Period	Target	Actual	Status	Performance trend over the period
FQ4 2021/22	No target	49.7%	No target	
FQ1 2022/23	No target	54.4%	No target	
FQ2 2022/23	No target	58.1%	No target	
FQ3 2022/23	No target	67.4%	No target	

This indicator for FQ3 shows the percentage of waste recycled has increased since the last reporting period.

FQ3 Comment

67.4% recycling/composting and recovery (40.0% recycling/composting and 27.4% recovery). Recovery is higher than normal this quarter due to a trial by Renewi (formerly Shanks), who have taken some residual general waste for disposal from their Moleigh (by Oban) and Dalinlongart (by Dunoon) facilities to an energy from waste (EFW) plant near Edinburgh.

Responsible person: John Blake

Islands – Percentage of waste recycled, composted and recovered

Performance is presented by Council-wide service provision.

Reporting Period	Target	Actual	Status	Performance trend over the period
FQ4 2021/22	No target	38.4%	No target	
FQ1 2022/23	No target	33.3%	No target	
FQ2 2022/23	No target	34.7%	No target	
FQ3 2022/23	No target	43.5%	No target	

This indicator for FQ3 shows the percentage of waste recycled has increased since the last reporting period.

FQ3 Comment

43.5% recycling/composting and recovery (43.5% recycling/composting and 0% recovery). Landfill has reduced this quarter mainly due to seasonality i.e. less landfilled during late autumn/winter months with fewer visitors on islands. Year to date recycling/composting and recovery figure is 37.0% (i.e. 36.7% recycling/composting and 0.3% recovery).

Responsible person: John Blake

H&L – Percentage of waste recycled, composted and recovered

Performance is presented by Council-wide service provision.

Reporting Period	Target	Actual	Status	Performance trend over the period
FQ4 2021/22	No target	48.9%	No target	
FQ1 2022/23	No target	53.6%	No target	
FQ2 2022/23	No target	41.0%	No target	
FQ3 2022/23	No target	37.5%	No target	

This indicator for FQ3 shows the percentage of waste recycled has decreased since the last reporting period.

FQ3 Comment

37.5% recycling/composting and recovery (37.5% recycling/composting and 0% recovery). Following a Scottish Government Landfill Tax Abatement Order (which commenced from 1st July 2022), Barr Environmental no longer carry out any recovery from mixed general waste delivered to them from Helensburgh and Lomond area. Year to date figures for H&L are 43.5% recycling/composting and recovery (40.6% recycling/composting and 2.9% recovery).

Responsible person: John Blake

Corporate Outcome No.6 – We have infrastructure that supports sustainable growth

COI – The number of tonnes of waste sent to landfill

This indicator is a Corporate Outcome Indicator that is reported quarterly. The performance presented is Council-wide only.

Reporting Period	Target	Actual	Status	Performance trend over the period
FQ4 2021/22	5,000	4,252	Green	
FQ1 2022/23	5,850	4,546	Green	
FQ2 2022/23	5,550	4,947	Green	
FQ3 2022/23	5,100	3,882	Green	

This indicator for FQ3 is below target (lowest is best) and performance has increased since the last reporting period.

FQ3 Comment

Landfill tonnages have dropped this quarter partly due to seasonality but mainly because of a trial by Renewi (formerly Shanks), who have taken some residual general waste for disposal from their Moleigh (by Oban) and Dalinlongart (by Dunoon) facilities to an energy from waste (EFW) plant near Edinburgh. This has reduced landfill overall and has more than offset the reduction in recovery from the Helensburgh and Lomond area following on from The Scottish Government Landfill Tax Abatement Order (which commenced from 1st July 2022), whereby Barr Environmental no longer carry out any recovery from mixed residual general waste.

Responsible person: John Blake

Corporate Outcome No.6 – We have infrastructure that supports sustainable growth

LEAMS (Local Environment Audit and Management System) – Mid Argyll

(Monthly data combined to show quarterly average)

Reporting Period	Target	Actual	Status	Performance trend over the period
FQ4 2021/22	73	85	Green	
FQ1 2022/23	73	88	Green	
FQ2 2022/23	73	82	Green	
FQ3 2022/23	73	82	Green	

This indicator for FQ3 is above target with no change in performance since the last reporting period.

FQ3 Comment

The level of street cleanliness again this quarter in Mid Argyll is very good, October 73, November 92 and December 80.
Responsible person: Tom Murphy

LEAMS (Local Environment Audit and Management System) – Kintyre

(Monthly data combined to show quarterly average)


Reporting Period	Target	Actual	Status	Performance trend over the period
FQ4 2021/22	73	77	Green	
FQ1 2022/23	73	82	Green	
FQ2 2022/23	73	81	Green	
FQ3 2022/23	73	81	Green	

This indicator for FQ3 is above target with no change in performance since the last reporting period.

FQ3 Comment

The level of street cleanliness on Kintyre remains high again this quarter and well exceeds the National standard and benchmark figures. October 84, November 82 and December 78, this is a very good level of service.
Responsible person: Tom Murphy

LEAMS (Local Environment Audit and Management System) – Islay
(Monthly data combined to show quarterly average)

Reporting Period	Target	Actual	Status	Performance trend over the period
FQ4 2021/22	73	84	Green	
FQ1 2022/23	73	84	Green	
FQ2 2022/23	73	84	Green	
FQ3 2022/23	73	84	Green	


This indicator for FQ3 is above target with no change in performance since the last reporting period.

FQ3 Comment

The Islay performance of street cleanliness remains high again this quarter, each month showing a performance score of 84, exceeding both the National Standard Score of 67 and Benchmarking Figure of 73.

Responsible person: Tom Murphy

LEAMS (Local Environment Audit and Management System) – Argyll and Bute
(Monthly data combined to show quarterly average)

Reporting Period	Target	Actual	Status	Performance trend over the period
FQ4 2021/22	73	79	Green	
FQ1 2022/23	73	85	Green	
FQ2 2022/23	73	82	Green	
FQ3 2022/23	73	83	Green	

This indicator for FQ3 is above target and performance has increased since the last reporting period.

FQ3 Comment

The level of street cleanliness for the whole area remains high, this is excellent and the role of the Amenity Warden has had a key influence around littering and dog fouling to assist in maintaining the very good level of performance.

Responsible person: Tom Murphy

Making It Happen

Teacher sickness absence – Mid Argyll, Kintyre and Islay

Reporting Period	Target	Actual	Status	Performance trend over the period
FQ4 2021/22	No target	1.69 days	No target	
FQ1 2022/23	No target	1.62 days	No target	
FQ2 2022/23	No target	1.26 days	No target	
FQ3 2022/23	No target	1.80 days	No target	

This indicator for FQ3 shows the number of sickness absence days has increased since the last reporting period.

FQ3 Comment

Work days lost has increased by just over half a day on last quarter and by just under half a day on the same quarter last year.

Responsible person: Simon Easton

Teacher sickness absence – Argyll and Bute

Reporting Period	Target	Actual	Status	Performance trend over the period
FQ4 2021/22	No target	1.77 days	No target	
FQ1 2022/23	No target	1.79 days	No target	
FQ2 2022/23	No target	1.22 days	No target	
FQ3 2022/23	No target	1.70 days	No target	

This indicator for FQ3 shows the number of sickness absence days has increased since the last reporting period.

FQ3 Comment

Work days lost have increased by almost half a day on last quarter but are similar to the same quarter last year. The top three reasons for sickness absence are: infections, stress/depression/mental health and stomach/liver/kidney & digestion. Education have a dedicated Attendance Assistant that supports Head Teachers to manage attendance. To support with Stress related absences the Wellbeing Team have been trailing Active Care - a week one referral service to the Employee Assistance Programme to support employees with appropriate interventions in early days of absence. The Wellbeing Team have also co-ordinated the Recalibrate Programme which was 12 weeks' worth of online coaching attended by over 80 employees to support them to improve their own wellbeing. The Wellbeing Team have also just launched an online physiotherapy pilot and it is hoped members of Education will benefit from group sessions regarding musculoskeletal health.

Responsible person: Simon Easton

Making It Happen

LGE staff (non-teacher) sickness absence – Mid Argyll, Kintyre and Islay

Reporting Period	Target	Actual	Status	Performance trend over the period
FQ4 2021/22	No target	2.82 days	No target	
FQ1 2022/23	No target	2.87 days	No target	
FQ2 2022/23	No target	3.16 days	No target	
FQ3 2022/23	No target	3.08 days	No target	

This indicator for FQ3 shows the number of sickness absence days has decreased slightly since the last reporting period.

FQ3 Comment

Work days lost has very slightly decreased on the last quarter and stayed the same against the same quarter last year.

Responsible person: Carolyn Cairns

LGE staff (non-teacher) sickness absence – Argyll and Bute

Reporting Period	Target	Actual	Status	Performance trend over the period
FQ4 2021/22	No target	3.42 days	No target	
FQ1 2022/23	No target	3.57 days	No target	
FQ2 2022/23	No target	3.66 days	No target	
FQ3 2022/23	No target	3.65 days	No target	

This indicator for FQ3 shows the number of sickness absence days has decreased slightly since the last reporting period.

FQ3 Comment

The top three reasons for absence were Stress/Depression/Mental Health; Heart, Blood Pressure and Circulatory and Other Musculoskeletal problems. To support with Stress related absences the Wellbeing Team have been trailing Active Care - a week one referral service to the Employee Assistance Programme to support employees with appropriate interventions in early days of absence. The Wellbeing Team have also co-ordinated the Recalibrate Programme which was 12 weeks' worth of online coaching attended by over 80 employees to support them to improve their own wellbeing. The Wellbeing Team have also just launched an online physiotherapy pilot and it is hoped members of Roads and Infrastructure and HSCP will benefit from

Responsible person: Carolyn Cairns

Making It Happen

COI – Increase the percentage of all self-service automated contacts

This indicator is a Corporate Outcome Indicator that is reported quarterly. The performance presented is Council-wide only.

Reporting Period	Target	Actual	Status	Performance trend over the period
FQ4 2021/22	70.0%	73.1%	Green	
FQ1 2022/23	70.0%	79.4%	Green	
FQ2 2022/23	70.0%	75.4%	Green	
FQ3 2022/23	70.0%	72.5%	Green	

This indicator for FQ3 is above target however performance has decreased since the last reporting period.

FQ3 Comment

In FQ3 there were 33,921 transactions dealt with by customer service agents (27.5%) and 89,449 automated or self-service transaction (72.5%) so the 70% target was exceeded. FQ3 2021/22 2022/23 Mediated 36,387 33.921 Automated 94,272 89,449.

Responsible person: Robert Miller

ARGYLL AND BUTE COUNCIL**MID ARGYLL, KINTYRE
AND THE ISLANDS AREA
COMMITTEE****ROADS AND INFRASTRUCTURE
SERVICES****01 MARCH 2023**

ROADS AND INFRASTRUCTURE SERVICES UPDATE

1.0 INTRODUCTION

- 1.1 A Roads and Infrastructure standing report was a fixture on Area Committee agendas throughout the life of the last Council. In the first two rounds of Area Committee meetings in the new Council feedback was sought on the value of these updates, and their format and frequency. Generally Members felt having a standard item was beneficial and it was acknowledged that the Roads and Infrastructure weekly briefings issued to all members each Friday afternoon provide for the main sources of live information on current activities. On top of these briefings there is a bank of resources on the new Member Zone system which include the weekly briefings, subject specific briefings, ad hoc short briefings on issues, relevant previous committee reports, operational service procedures, legislation and Council policies.
- 1.2 In the last Council the purpose of these reports was to provide an update on service activities but since weekly briefings were introduced around 18 months ago [at the time of writing this report we are on to briefing Edition 81] these have largely superseded the original stated purpose of these reports.
- 1.3 On the basis of the above this new format has been agreed through the December round of area committees for this standing item. This format removes duplication for Officers and rather links to existing published information, with additional updates only in the body of the reports if these are specifically requested/noted from previous meetings. The report remains as a standing item and continues to provide the opportunity for Officer engagement at the committee meetings.

2.0 RECOMMENDATIONS

It is recommended that the Area Committee:

- 2.1 Note and consider the contents of this report.

3.0 DETAIL

- 3.1 Roads and Infrastructure Services provides Members with weekly briefings on topical service activities which are all available [here](#).
- 3.2 As part of the resources on the new Member Zone system there are various key documents available in an online library [here](#).

4.0 CONCLUSION

- 4.1 This report provides links to existing published information on service activities and provides for the opportunity for Officer attendance and engagement at committee meetings.

5.0 IMPLICATIONS

- 5.1 Policy – none
- 5.2 Financial – none
- 5.3 Legal – none
- 5.4 HR – none known
- 5.5 Fairer Scotland Duty:
 - 5.5.1 Equalities - protected characteristics – none known
 - 5.5.2 Socio-economic Duty – none known
 - 5.5.3 Islands – none known
- 5.6. Climate Change – none
- 5.7 Risk – none known
- 5.8 Customer Service - none

**Executive Director with responsibility for Roads and Infrastructure Services,
Kirsty Flanagan**

Policy Lead for Roads and Transport, Councillor Andrew Kain

January 2023

For further information contact:

Jim Smith, Head of Roads and Infrastructure Services; or Mark Calder, Project Manager

This page is intentionally left blank

ARGYLL AND BUTE COUNCIL

MAKI AREA COMMITTEE

**DEVELOPMENT AND ECONOMIC
GROWTH**

1 MARCH 2023

**HOUSING SERVICES ACTIVITY UPDATE - STRATEGIC HOUSING
INVESTMENT PLAN (SHIP) – ANNUAL UPDATE**

1.0 EXECUTIVE SUMMARY

1.1 The main purpose of this report is to update Members of Housing Services activity within the Mid Argyll, Kintyre and the Islands area.

This report will detail the following housing activity:-

- Housing Need and Demand
- Homelessness
- Affordable Housing Supply - Strategic Housing Investment Programme (SHIP)
- Empty Homes
- Private Sector Housing Grant Adaptations
- Private Sector Housing Grant Repairs and Improvements
- Energy Efficiency - Home Energy Efficiency Programme: Area Based Scheme(HEEP:ABS)
- Local Housing Strategy

RECOMMENDATIONS

Members are asked to consider the content of this report.

ARGYLL AND BUTE COUNCIL

MAKI AREA COMMITTEE

DEVELOPMENT AND ECONOMIC
GROWTH

1 MARCH 2023

**HOUSING SERVICES ACTIVITY UPDATE - STRATEGIC HOUSING
INVESTMENT PLAN (SHIP) – ANNUAL UPDATE**

2.0 INTRODUCTION

2.1 The main purpose of this report is to update Members of Housing Services activity and the delivery of the Local Housing Strategy within the Mid Argyll, Kintyre and the Islands area.

This report will detail the following housing activity:-

- Housing Need and Demand
- Homelessness
- Affordable Housing Supply - Strategic Housing Investment Programme
- Empty Homes
- Private Sector Housing Grant Adaptations
- Private Sector Housing Grant Repairs and Improvements
- Energy Efficiency – Energy Efficiency Programme: Area Based Scheme
- Local Housing Strategy

3.0 RECOMMENDATIONS

3.1 Members are asked to consider the content of this report.

4.0 DETAIL

4.1 As the Strategic Housing Authority for this area, the Council has a series of important statutory housing functions to fulfil. A Housing Need and Demand Assessment (HNDA) is carried out every 5 years which enables Scottish Government funding to be brought into Argyll and Bute primarily to deliver affordable housing. A comprehensive revision of the local HNDA was approved as “robust and credible” by the Scottish Government’s Centre for Housing Market Analysis in December 2021. The Council also produces a Local Housing Strategy (LHS) every 5 years. The LHS 2022-27 was approved by Full Council in December 2021.

The LHS has been developed in accordance with Scottish Government guidance and local priorities as identified in the new HNDA. This sets out the vision for Argyll and Bute: **“Everyone in Argyll & Bute has access to a suitable, high**

quality home which is affordable and located within a vibrant, sustainable and connected community.” This report will detail the housing activity taking place in Mid Argyll, Kintyre and the Islands.

4.2 HOUSING NEED AND DEMAND

HOMEArgyll WAITING LIST November 2022 – Active Applicants (excluding applicants with 0 points i.e. no need)					
	Minimum Bedroom Size Required				TOTAL
	0/1beds	2beds	3beds	4+beds	
Mid Argyll	154	56	31	12	253
Kintyre	90	42	21	10	163
Islay, Jura & Colonsay	80	32	17	5	134
MAKI TOTAL	324	130	69	27	550

In addition there was a registered demand from over 215 applicants who received nil points according to the Common Allocation Policy and therefore would be deemed not to have a defined housing need. This included 93 applicants for Mid Argyll, 60 for Kintyre, and 62 for Islay, Jura & Colonsay.

For MAKI as a whole, the majority of applicants (61%) require one bedroom and 25% require 2 bedrooms. 11% require 3 bedrooms and only 3% need 4 or more.

However, to establish actual need, the available supply must be factored into this, based on the available lets within the RSL stock during a year.

Applicants per available RSL Let (Pressure Ratios)

	HOMEArgyll Applicants	RSL Lets 2021/22 (HOMEArgyll only)	Pressure Ratio
Mid Argyll	253	96	3:1
Kintyre	163	80	2:1
Islay, Jura and Colonsay	134	22	6:1
MAKI Total	550	198	3:1

While the pressure ratios are only one factor in determining need and demand, they are useful indicators of areas where further research and analysis may be required.

The fully revised Argyll & Bute HNSA 2021 takes account of a wide range of factors to determine existing need and future demand for new build housing, and demographic projections have a critical role in this assessment. Although the default population projections suggest a significant and continuous decline across Argyll and Bute, and consequently minimal or zero requirement for new build housing, the council has developed ambitious Housing Supply Targets based on an alternative, positive growth scenario for all areas. In this instance, 9% of the Argyll & Bute Housing requirement would be apportioned to Mid Argyll; 7% to Kintyre; and around 6% to Islay, Jura & Colonsay. Over the next

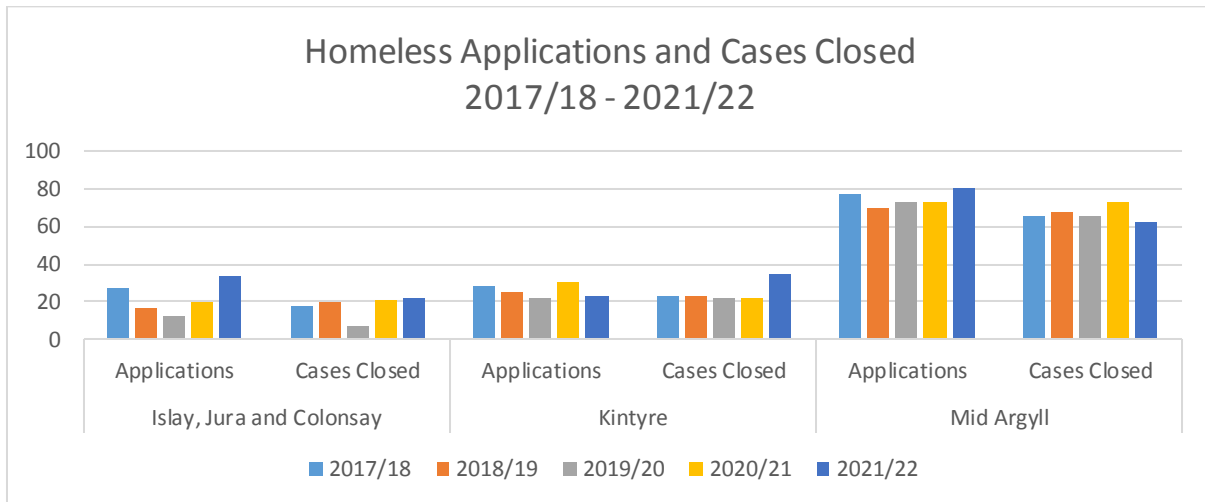
5 years this could amount to at least 318 new builds across all tenures for the MAKI area as a whole.

4.3 HOMELESSNESS

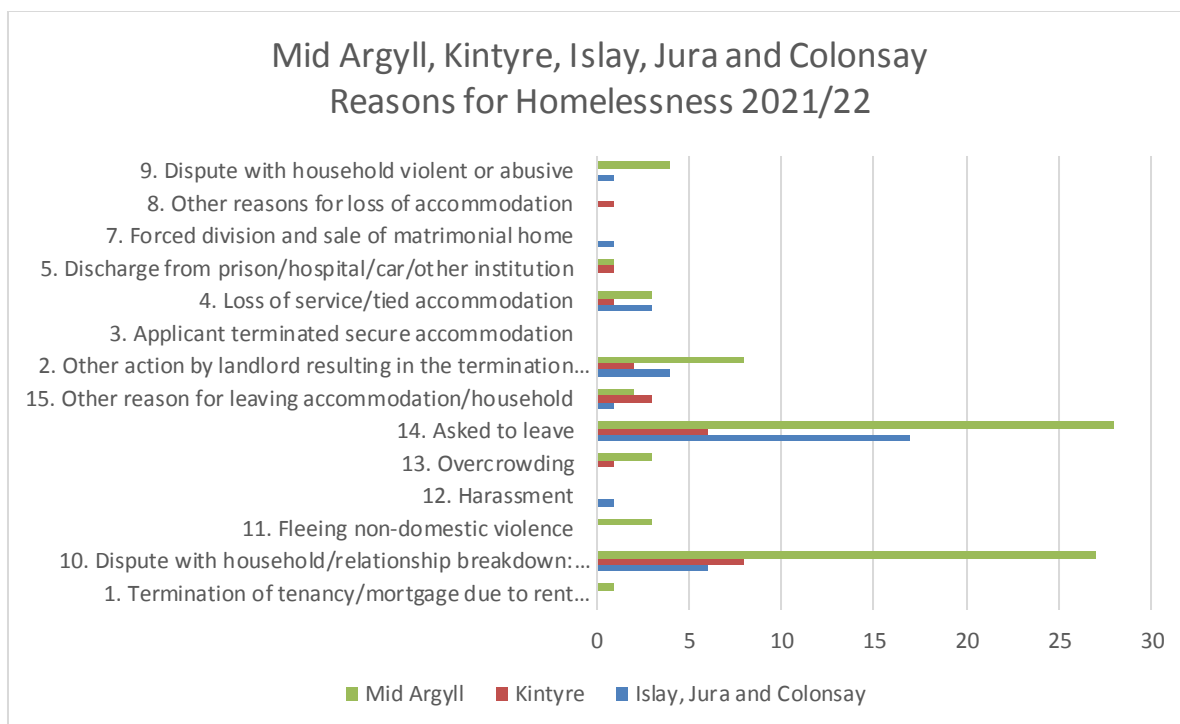
Homeless applications across the area have increased by 11% (123 up to 137) during 2021/22. There was reduction of 7 applications in Kintyre but an increase of 14 applications in Islay, Jura and Colonsay. There was an increase of 7 applications in Mid Argyll.

During 2021/22, there were 119 homeless cases closed in the Mid Argyll, Kintyre and Islay area: Mid Argyll – 62; Kintyre – 35 and Islay, Jura and Colonsay - 22.

The graph below illustrates the number of homeless applications and cases closed for the period from 2017/18 to 2021/22.



The main reasons for presenting as Homeless last year were “disputes with family/relationship breakdown”, “other action by landlord resulting in termination of tenancy”; and “being asked to leave”.



Rough Sleeping

Mid Argyll, Kintyre and Islay experienced a sharp decrease in the incidence of rough sleeping over the same period last year, with 0 cases (-6) across the area reporting that they slept rough the night preceding their presentation and 1 (-9) reporting that they had slept rough in the 3 months preceding their homeless application. These were disaggregated as follows:-

AREA	Number of Rough Sleepers in 2020/21	
	Night Before Application	3 Months Prior to Application
Mid Argyll	0	0
Kintyre	0	0
Islay	0	1
MAKI total	0	1
Argyll & Bute	17	28

4.4 AFFORDABLE HOUSING SUPPLY

This continues to be a very challenging period for the construction sector and there is ongoing slippage in the new build programme due to disruption and shortages with materials and staffing. The Strategic Housing Investment Plan (SHIP) delivered 8 new affordable homes on Islay in 2021/22. There were no SHIP developments in Mid Argyll and Kintyre in this period.

RSL	PROJECT	Units	Funding
West Highland	Imereval Phase 3, Islay	8	£1,354,567

Further projects in the MAKI area which are either already onsite or in early stages of development for future programming in the SHIP include:

ACHA	<p>Tarbert Phase 2 (4 units – January 2023); Milknowe, Kintyre (1 / 2 dementia units –Oct 2022) Inveraray (10 units – April 2022); Bowmore Phase 4 (18 units –2023);</p> <p>In addition, the following potential sites are under consideration for future development: Keills, Islay (4 units); Dalintober, Campbeltown, Kintyre Port Ellen, Islay Skipness/Carradale, Kintyre Glenegadale, Islay</p>
WHHA	<p>Colonsay (5 units) Creamery, Port Charlotte(8 units); Imereval Phase 4 (20 units)</p>
FYNE HOMES	Inveraray (16 units – 2023)

4.5 EMPTY HOMES

In 2021/22 there were **6** private empty homes brought back into use in MAKI, amounting to **16%** all the empty homes brought back into use across Argyll and Bute last year with assistance of the Empty Homes Officer (38).

Council Tax Information on Empty Homes

The following table breaks down the numbers of empty homes including those subject to premium Council Tax charge across the MAKI area. The table does not include properties which are empty and exempt from Council Tax. The numbers of recorded empty homes can vary from day to day due to natural changes and reported numbers are snapshot from monthly reports.

MAKI Council tax data as at 01.11.22	Number of properties on Council Tax register	Empty Homes	Properties subject to 200% council tax levy	Total EMPTY
Islay, Jura & Colonsay	2,232	20	54	74
Mid Argyll	5,779	73	88	161
Kintyre (including Gigha)	4,221	54	87	141
MAKI TOTAL	12,232	147	229	376

Council Tax Exemptions

There are also a number of empty properties which are on the Council Tax register which are exempt from paying council tax. In MAKI there are **321** properties which are empty and exempt from Council Tax. The categories for empty properties include:

- Class 4A = Properties recently occupied but now empty and unfurnished (**182**)
- Class 7A = Dwellings Empty Under Statute – Closing or Demolition Order (**43**)
- Class 6A = Deceased owners – where estate has not been settled (**65**)
- Class 8A= Held for demolition (**7**)
- Class 5A= Living/detained elsewhere (**16**)
- Class 19A= Difficult to let separately (**1**)
- Class 2A= Unoccupied- Renovation (**7**)

Second Homes

As at 1st November 2022 there were **250** registered Second Homes on Islay, Colonsay and Jura, **201** in Kintyre and **403** registered Second Homes in Mid Argyll. The total figure for MAKI **854** represents 30% of the total number of Second Homes in Argyll and Bute (2815).

Self-Catering Lets

As at 3rd November 2022 there were **678** self-catering lets on the Rates register in the MAKI area. **29%** of the Argyll and Bute total (2321).

MAKI	Number of self-catering properties
Rates data as at 03.11.22	
Islay, Jura & Colonsay	276
Mid Argyll	275
Kintyre (including Gigha)	127
MAKI TOTAL	678

4.6 PRIVATE SECTOR HOUSING GRANT – ADAPTATIONS

In 2021/22, there were 30 private sector properties adapted with PSHG aid in MAKI, and a total of 41 individual adaptations installed.

PSHG ADAPTATION COMPLETIONS 2021 -2022								
HMA	Grant Value	Works Value	ADAPTATION INSTALLED					
			Ramp	Stairlift	Access	Bathroom Adaptation	Autism Adaptation	Wash and Dry Unit
Kintyre	£ 116,728.12	£ 134,677.16	1	1	1	14	1	1
Mid Argyll	£ 42,677.06	£ 52,190.82	0	1	1	6	0	0
Islay, Jura & Colonsay	£ 21,055.88	£ 24,539.40	0	3	3	8	0	0
TOTALS	£ 180,461.06	£ 211,407.38	1	5	5	28	1	1

4.7 PRIVATE SECTOR HOUSING GRANT – REPAIRS AND IMPROVEMENTS

In 2021/20, there were a total of 3 PSHG repair and improvement grants completed in MAKI, (across Argyll and Bute, the total was 19). Total cost of the works was £4,853.00 of which PSHG covered £4,248.00. This was 9% of the total repair grant awarded for Argyll & Bute last year.

4.8 ENERGY EFFICIENCY (HOME ENERGY EFFICIENCY PROGRAMME: AREA BASED SCHEME HEEPS:ABS)

There were 252 individual energy efficiency measures installed across Argyll and Bute in 2020/21 via the HEEPS:ABS programme and 200 households improved in total. In total almost half (49%) of these measures (123) were installed in MAKI.

In total, 103 properties were improved across the MAKI area, at a total cost of

£714,294. Grant aid in support of this work amounted to £668,100.

Current estimates of Fuel Poverty are based on Home Analytics data
(Scottish figure sourced from Scottish House Condition Survey):-

Area	Likelihood of Households in	
	Fuel Poverty	Extreme Fuel Poverty
Islay, Jura and Colonsay	36%	43%
Kintyre	31%	25%
Mid Argyll	28%	28%
Argyll and Bute	30%	25%
Scotland (SHCS Figure)	25%	12%

4.9 LOCAL HOUSING STRATEGY (LHS) 2022-2027

As the strategic housing authority for Argyll and Bute, the Council has a statutory duty to develop, implement and monitor a Local Housing Strategy over a five-year planning cycle, based on a robust and credible Housing Need and Demand Assessment (HNDA) for the area. Following completion of the previous Argyll and Bute LHS (2016-2021) last year, a comprehensive revision and update of the strategy has been approved by the council and was formally launched in April 2022. The planning process was based on a robust process of consultation and stakeholder engagement, which has been acknowledged as an exemplar model for other local authorities by the Scottish Government, the CHMA, and the Scottish Housing Network LHS Forum.

The revised HNDA was approved as “robust and credible” by the Scottish Government’s CHMA in 2021, and this has informed the revised Housing Supply Targets set out in the new LHS. These targets are based on a positive demographic and economic growth scenario for Argyll & Bute and include ambitious and challenging Housing Supply Targets for the Mid Argyll, Kintyre, and Islay, Jura & Colonsay HMAs over the next 5 years and beyond.

5.0 CONCLUSION

5.1 This report provides the detail of the Council Housing Services team activity in the Mid Argyll, Kintyre and Islands area and an overview of the progress achieved with the Local Housing Strategy Action Plan. There are a variety of housing issues within the area which are being tackled by Housing Services and partner agencies with the aim of delivering a functioning housing system which meets the needs of the communities we serve.

6.0 IMPLICATIONS

- 6.1 Policy - Complies with approved SHIP and Local Housing Strategy.
- 6.2 Financial - none arising from this report.
- 6.3 Legal - we have a statutory duty to deliver statutory housing functions.

- 6.4 HR – none.
- 6.5 Fairer Scotland Duty: positive in terms of delivering affordable housing.
 - 6.5.1 Equalities - protected characteristics – none.
 - 6.5.2 Socio-economic Duty - positive in terms of delivering affordable housing.
 - 6.5.3 Islands – positive in terms of delivering affordable housing on the islands.
- 6.6 Climate Change – the strategy and housing service deliver positive impacts for energy efficiency and climate change.
- 6.7 Risk – none.
- 6.8 Customer Service – none.

Kirsty Flanagan, Executive Director with the responsibility for Development and Economic Growth

Councillor Robin Currie, Policy Lead for Strategic Development

January 2023

For further information contact:


Douglas Whyte
Team Lead – Housing Strategy

E-mail: douglas.whyte@argyll-bute.gov.uk
Tel: 01546 604 785

APPENDICES

- Appendix 1 – Extract from LHS 2022- 2027 (data as of 2020) Islay, Jura & Colonsay
- Appendix 2 – Extract from LHS 2022 - 2027 (data as of 2020) Kintyre
- Appendix 3 – Extract from LHS 2022 - 2027 (data as of 2020) Mid Argyll

**Appendix 1 – Extract from LHS 2022 - 2027 (data as of 2020)
Islay, Jura & Colonsay**



Islay, Jura & Colonsay

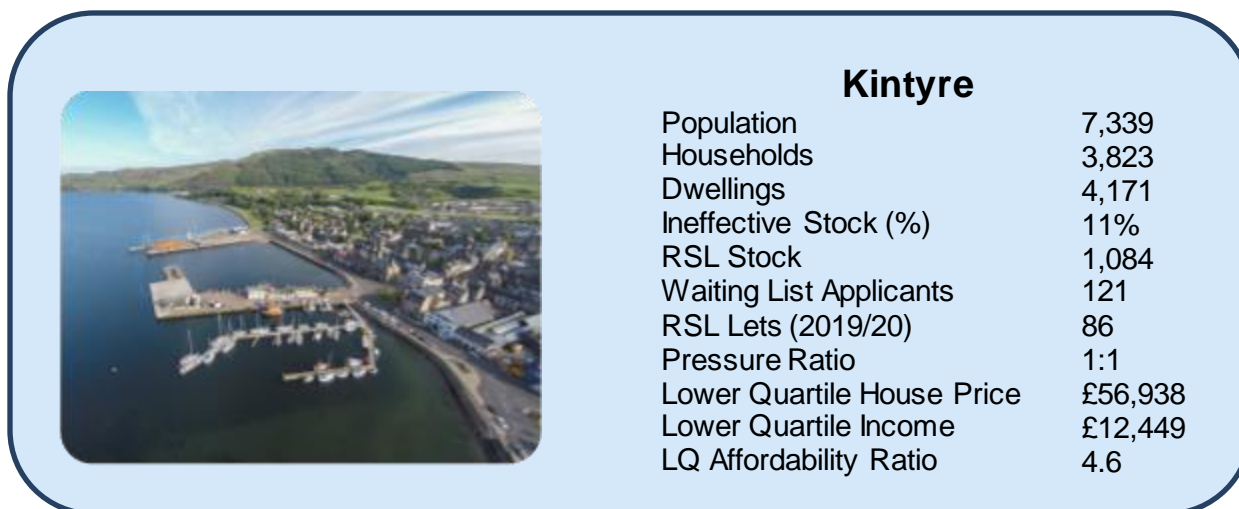
Population	3,344
Households	1,740
Dwellings	2,180
Ineffective Stock (%)	16%
RSL Stock	505
Waiting List Applicants	186
RSL Lets (2019/20)	27
Pressure Ratio	7:1
Lower Quartile House Price	£136,500
Lower Quartile Income	£15,208
LQ Affordability Ratio	9.0

ISLAY, JURA & COLONSAY HMA combines the three distinct islands for strategic planning purposes. The overall population is estimated to have declined by 3% over the last five years, although individual island trends have varied. The combined total number of households for the three islands conversely appears to have increased by almost 6% suggesting increasing numbers of smaller and single-person households. The islands are not particularly self-contained housing markets with less than half (49%) of house sales going to local purchasers; and 2.4% of purchasers originating elsewhere in the authority area. Affordability is a major issue, with one of the highest price-to-income ratios in Argyll and Bute, at 9.0, and well above the standard affordability threshold. Since 2015 there has been an increase in the total number of dwellings (over 3% growth), particularly with a number of new build developments recently and ongoing on Islay; but also small-scale pipeline proposals for Colonsay and Jura. Currently the islands account for 5% of the total stock in the authority. However, 16% of the stock comprises second/holiday homes or long-term vacant properties and is consequently unavailable to meet local need. In 2020 there were around 505 social rented homes across the islands which is an increase of over 14% in the sector during the last 5 years. Numerically, waiting lists may be small however turnover in the stock is also limited, therefore the pressure ratio is currently one of the highest in Argyll & Bute, with 7 applicants for every available let.

Key issues for Islay, Jura & Colonsay HMA:

- Further developments of affordable housing will benefit the sustainability and economic growth of the island communities.
- Tackling fuel poverty and improving energy efficiency are priorities.
- Ensuring appropriate specialist provision is available to meet the requirements of those with particular needs will also be important.

Appendix 2 – Extract from LHS 2022 - 2027 (data as of 2020) Kintyre




KINTYRE HMA covers the Kintyre peninsula south of Tarbert and for planning purposes also incorporates the Isle of Gigha. It is actually the second most contained Housing Market within the authority; 64% of all house sales are to local residents and less than 15% of sales are to purchasers from elsewhere in Scotland, the lowest rate of any HMA. Although local household incomes are amongst the lowest in the authority area, so too are average house prices and consequently, while a proportion of local residents are unable to afford on the open market, the affordability ratio is less excessive than many other areas. Kintyre accounts for 9% of the total dwelling stock in the authority, and there was an overall increase in the stock of 8% over the last five years, after a period of relative stagnation previously. The area also has a relatively low level of ineffective stock, though at 11% of the total this is still well above national levels. In 2020, there were 1,084 RSL homes in this area accounting for around 13% of Argyll & Bute's total stock of social rented housing. Turnover is fairly healthy relative to the waiting list, and supply and demand therefore are reasonably balanced, however further development in this area would support regeneration and positive economic growth.

Key issues for Kintyre HMA:

- The focus in this area remains on repairing, maintaining, improving and managing existing stock; but there is scope for some judicious new build developments in line with the repopulation and growth agendas for the area.
- Tackling fuel poverty and improving energy efficiency remain priorities.
- The provision of Housing Options advice and information; Tenancy Support; and ensuring that sufficient specialist provision remains available to meet the requirements of those with particular needs will also be important.

Appendix 3 – Extract from LHS 2022 - 2027 (data as of 2020) Mid Argyll

MID ARGYLL		
	Population	9,123
	Households	4,614
	Dwellings	5,659
	Ineffective Stock (%)	13%
	RSL Stock	1,033
	Waiting List Applicants	221
	RSL Lets (2019/20)	110
	Pressure Ratio	2:1
	Lower Quartile House Price	£85,000
	Lower Quartile Income	£16,507
	LQ Affordability Ratio	5:1

MID ARGYLL HMA stretches from Inveraray to Lochgilphead and Tarbert and is the centre for much of the public sector employment opportunities in the authority, including Council headquarters. Only 54% of house sales in the area are to local residents (a significant drop in self-containment since the previous HNDA), but almost 9% were to purchasers from elsewhere in Argyll & Bute, one of the highest rates of internal movement within the authority. 20% of purchasers come from elsewhere in Scotland and over 16% originate elsewhere in the UK. This area tends to have higher than average income levels and consequently the price-to-income affordability ratio is slightly lower than most other HMAs. The total number of dwellings has increased by 2.4% between 2015 and 2020. Currently the area accounts for over 12% of the authority total. However, around 13% of the stock comprises second/holiday homes and long-term vacant properties and is therefore unavailable to meet local needs. In 2020 there were 1,033 RSL homes in the area, 12% of the sector total for Argyll & Bute. While turnover is relatively healthy in the RSL stock, around 9% of the total waiting list is seeking to be rehoused here and over 14% of homelessness is located in this HMA. However, HNDA analysis suggested that less than 7% of backlog need is located in Mid Argyll.

Key issues for Mid Argyll HMA:

- A strategic programme of new build affordable housing will help to sustain economic growth and address unmet need in the area.
- The provision of Housing Options advice and information; targeted Tenancy Support; and assistance to tackle fuel poverty and improve energy efficiency; and ensuring sufficient specialist provision is available to meet the requirements of those with particular needs will also remain key targets.

This page is intentionally left blank

ARGYLL AND BUTE COUNCIL**Mid Argyll, Kintyre and the Islands
Area Committee****Legal and Regulatory Support****1 March 2023**

Area Committee appointment to Islay and Jura Community Enterprises Ltd

1.0 EXECUTIVE SUMMARY

- 1.1 The Area Committee made appointments to various outside bodies and organisations at the meeting held on 8 June 2022. At that time the three Ward 2 Councillors were appointed to Islay and Jura Community Enterprises Ltd. Following the By-Election in September 2022, Councillor Redman was appointed to the organisation.
- 1.2 Correspondence has now been received from Islay and Jura Community Enterprises Ltd advising that on checking their constitution the organisation is only permitted to have one appointed director from Argyll and Bute Council. The Area Committee is asked to nominate one Councillor representing Ward 2 to sit on the Board of the company.

ARGYLL AND BUTE COUNCIL

**Mid Argyll, Kintyre and the Islands
Area Committee**

Legal and Regulatory Support

1 March 2023

Area Committee appointment to Islay and Jura Community Enterprises Ltd

2.0 INTRODUCTION

2.1 The Area Committee made appointments to various outside bodies and organisations at the meeting held on 8 June 2022. At that time the three Ward 2 Councillors were appointed to Islay and Jura Community Enterprises Ltd. Following the By-Election in September 2022, Councillor Redman was appointed to the organisation.

3.0 RECOMMENDATIONS

3.1 The Area Committee is asked to nominate one Ward 2 Councillor to be the Council representative on the Board of Islay and Jura Community Enterprises Ltd.

4.0 DETAIL

4.1 Correspondence has been received from Islay and Jura Community Enterprises Ltd advising that on checking their constitution the organisation is only permitted to have one appointed director from Argyll and Bute Council. The Area Committee is asked to nominate one Councillor representing Ward 2 to sit on the Board of the company.

4.2 Further to the letter attached as Appendix 1, the organisation have confirmed that they would welcome an appointment which will last until the next Local Government Elections scheduled for May 2027.

5.0 CONCLUSION

5.1 This report advises the Area Committee of the current situation in regard to Islay and Jura Community Enterprises Ltd and asks Members to consider nominating one Ward 2 Councillor to be the Council representative on their Board.

6.0 IMPLICATIONS

6.1 Policy – none

6.2 Financial – there will be costs incurred in terms of Members attending these meetings.

6.3 Legal – none

6.4 HR – none

6.5 Fairer Scotland Duty – none

6.5.1 Equalities – protect characteristics – none

6.5.2 Socio-economic Duty – none

6.5.3 Islands – none

6.6 Climate Change – none

6.7 Risk – none

6.8 Customer Service – none

Douglas Hendry

Executive Director with responsibility for Legal and Regulatory Support

Councillor Alastair Redman, Policy Lead for Economic Growth, Communities and Corporate Services

31 January 2023


For further information contact: Shona Barton, Governance Manager
Tel: (01436) 657605

APPENDICES

Appendix 1 – Letter from Islay and Jura Community Enterprises Ltd.

This page is intentionally left blank

ISLAY & JURA COMMUNITY ENTERPRISES LTD



GARY SCOTT
CEO/Head of Fundraising

The Mactaggart Leisure Centre
School Street
Bowmore
Isle of Islay
Argyll PA43 7JS
Tel: 01496 810767
Fax: 01496 810924
gary @mactaggartleisurecentre.co.uk
www.mactaggartleisurecentre.co.uk

17th January 2023

To whom it may concern

REF: APPOINTED DIRECTORS ISLAY & JURA COMMUNITY ENTERPRISES

You wrote to us recently to appoint the following 3 councillors as representatives of the council on the board of our company:

Robin Currie
Dougie MacFadyen
Alastair Redman

Having checked with our constitution we are only permitted to have one appointed director from Argyll & Bute Council. Please would it be possible to nominate one of these councillors for forthcoming year 2023-24

Your faithfully

Donald Jackson

Donald Jackson

IJCE Chair

This page is intentionally left blank

Mid Argyll, Kintyre and the Islands Workplan 2022 – 23

Committee Date	Report Description	Lead Service and contact officer	Regularity of occurrence/consideration	Date for Reports to Committee Services	Additional Comment
1st March 2023					
1 st March 2023	Learning Journey's – Pupils Representative Discussion	Simon Easton to facilitate	One-off		
1 st March 2023	Transport Scotland Update	Neil MacFarlane Transport Scotland	Annual Report		
1 st March 2023	Scottish Water Update	Georgie Reid Scottish Water	Annual Report		
1 st March 2023	Quarterly Performance Scorecard FQ3 22/23	Jane Fowler/Sonya Thomas Performance and Improvement	Quarterly Report		
1 st March 2023	Roads and Infrastructure Services Update	Jim Smith Roads and Infrastructure Services	Quarterly Report		
1 st March 2023	Cemetery Provision and Maintenance	Jim Smith	One-off		
1 st March 2023	Strategic Housing investment plan (SHIP)	Douglas Whyte Development and Economic Growth	Annual Report		
1 st March 2023	Area Committee Appointment to Islay and Jura	Shona Barton	One-off		

Mid Argyll, Kintyre and the Islands Workplan 2022 – 23

Committee Date	Report Description	Lead Service and contact officer	Regularity of occurrence/consideration	Date for Reports to Committee Services	Additional Comment
	Community Enterprises Ltd				
1 st March 2023	Area Committee Workplan	Shona Barton	For updating		
June 2023					
June 2023	Islay High School Report	Stephen Harrison Head Teacher	Annual Report		
June 2023	Tarbert Academy Report	Neil McKnight Head Teacher	Annual Report		
June 2023	Campbeltown Grammar School Report	X Acting Head Teacher	Annual Report		
June 2023	Lochgilphead High School Report	Jay Helbert Head Teacher	Annual Report		
June 2023	Attainment Picture	Jen Crockett/Simon Easton	One off Report		
June 2023	Supporting Communities Fund – End of Project Monitoring 21/22	Rona Gold/Antonia Baird Chief Executive	Regular Report		
June 2023	Patient Transport Policy	Health and Social Care Partnership	One off Report		Update on new policy following completion of review

Mid Argyll, Kintyre and the Islands Workplan 2022 – 23

Committee Date	Report Description	Lead Service and contact officer	Regularity of occurrence/consideration	Date for Reports to Committee Services	Additional Comment
June 2023	Flooding Issues in MAKI	Roads and Infrastructure Services Jim Smith	Ongoing		Update to be provided to Members following EDI Committee on 3 rd March 2022.
June 2023	Tarbert and Lochgilphead Regeneration Fund	Audrey Martin Development and Economic Growth	Regular Updates		
June 2023	MAKI Accessibility and Footway Survey	TBC	TBC		
June 2023	Roads and Infrastructure Services Update	Jim Smith Roads and Infrastructure Services	Quarterly Report		
June 2023	Quarterly Performance Scorecard FQ4 22/23	Jane Fowler/Sonya Thomas Performance and Improvement	Quarterly Report		
June 2023	HSCP Bi-Annual Update Report	Charlotte Craig/Fiona Davies Argyll and Bute Health and Social Care Partnership	Bi-Annual Report		
June 2023	Area Committee Workplan	Shona Barton	For updating		

Mid Argyll, Kintyre and the Islands Workplan 2022 – 23

Committee Date	Report Description	Lead Service and contact officer	Regularity of occurrence/consideration	Date for Reports to Committee Services	Additional Comment
June 2023	Supporting Communities Fund Applications	David Hagerty/Becky Hothersall Chief Executive	Annual Report		Usually goes in March but for 2023 only it will not be presented until June round of meetings.
September 2023					
September 2023	Annual Recycling Performance Report	Jim Smith Roads and Infrastructure Services	Annual Report		
September 2023	Quarterly Performance Scorecard FQ1 23/24	Jane Fowler/Sonya Thomas Performance and Improvement	Quarterly Report		
September 2023	Area Committee Workplan	Shona Barton	For updating		
December 2023					
December 2023	Quarterly Performance Scorecard FQ2 21/22	Jane Fowler/Sonya Thomas Performance and Improvement	Quarterly Report		
	Performance Report Presentation	Stuart Green			
December 2023	HSCP Bi-Annual Update Report	Charlotte Craig/Fiona Davies Argyll and Bute Health and Social Care Partnership	Bi-Annual Report		

Mid Argyll, Kintyre and the Islands Workplan 2022 – 23

Committee Date	Report Description	Lead Service and contact officer	Regularity of occurrence/consideration	Date for Reports to Committee Services	Additional Comment
December 2023	ACHA Annual Update	Chief Executive ACHA	Annual Report		
December 2023	Charities and Trust Funds	Shona Barton Legal and Regulatory Support	Annual Report		
December 2023	Roads and Infrastructure Services Update	Jim Smith Roads and Infrastructure Services	Quarterly Report		
December 2023	Local Housing Strategy Annual Update	Douglas Whyte, Strategic Housing	Annual Report		
December 2023	Area Committee Workplan	Shona Barton	For updating		
Future Items					

This page is intentionally left blank